

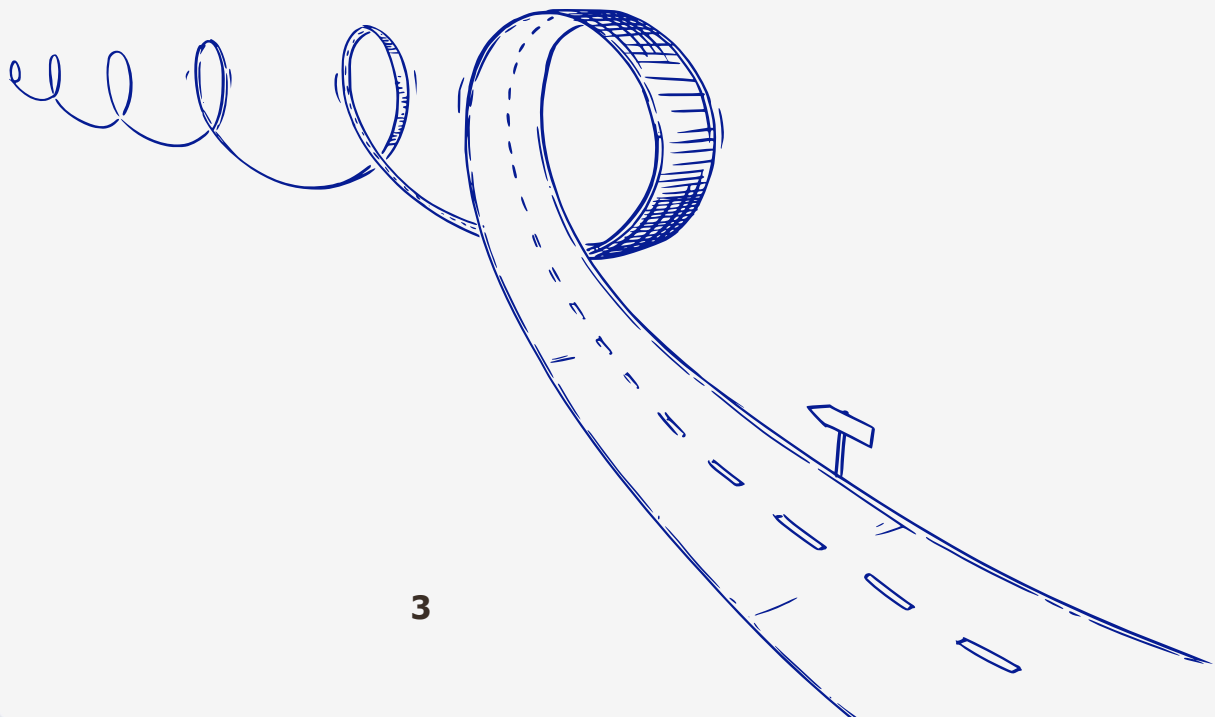
This guide is for informational purposes; the information contained within it has not been verified for accessibility.


From Roma Tiburtina Railway Station...

... to **CAMPIDOGGIO**, the **THEATRE OF MARCELLUS** and **TIBER ISLAND**


Reaching the heart of Rome from Roma Tiburtina railway station is the first step toward discovering the historical and cultural richness of the Eternal City. This guide provides clear, practical, and up-to-date information on how to reach Campidoglio, the Theatre of Marcellus, and Tiber Island in a way that is accessible, safe, and suitable for all visitors.

Several travel options are available, each offering different advantages in terms of travel time, comfort, and accessibility.






Option 1: From **Roma Tiburtina**, take **Metro Line B** toward **Termini**, then continue from **Roma Termini** using accessible bus lines equipped with ramps and dedicated spaces.



Option 2: Choose a direct connection via private services, accessible taxis, or dedicated shuttle services—ideal for those who prefer, or require, minimal transfers.


Note: The number of accessible vehicles is limited; advance booking is strongly recommended.



This guide is designed to help you select the most suitable route based on your needs, providing detailed information on:

- Transport accessibility
- Assistance services available at stations
- Architectural barriers along the route
- Travel times and recommended solutions for passengers with disabilities

Whatever option you choose, the goal remains the same: to reach **Campidoglio**, the **Theatre of Marcellus**, and **Tiber Island** comfortably, safely, and with ease—so you can begin your visit to Rome in the best possible way.



OPTION 1: METRO LINE B + BUS

From **Roma Tiburtina station**, take **Metro Line B** toward **Laurentina** and get off at **Roma Termini**.

Roma Tiburtina station is equipped with elevators and escalators to reach platforms and different levels of the building. Audio and visual information systems are available, along with LOGES tactile paving and wayfinding indicators.

From **Roma Termini station**, proceed to the **Piazza dei Cinquecento exit**, where bus stops are located.

Roma Termini station is equipped with clear signage, full LOGES tactile paving, a tactile map, and both visual and audio information systems.

Movement between different station levels is facilitated by:

- **Using the station stairlift with your wheelchair**
- **Using moving walkways, accessible turnstiles, and elevators**

Note: Handrails are not available in some station corridors.

To reach Campidoglio, take **bus line H (Termini - Dei Capasso)** or alternatively **line 170 (Termini - Agricoltura)**.

- The route to the bus station is direct and linear, with clear visual signage, smooth paving, and step-free access
- Both lines operate accessible buses equipped with manually operated ramps and dedicated wheelchair spaces
- The journey to **Ara Coeli / Piazza Venezia stop** takes approximately **25 minutes**
- Buses are equipped with audio announcements and stop display systems





Pedestrian route to Campidoglio

- From the **Ara Coeli / Piazza Venezia stop**, reach the fountain in **Piazza d'Aracoeli** and follow a level path up to the crossing of **Via di San Venanzio**, which is not traffic-light controlled but marked with pedestrian crossings.
- After crossing, the route continues along continuous sidewalks without steps, with ramps available for crossing toward the pedestrian area of **Via del Teatro di Marcello**.
- Upon reaching the sidewalk below the staircase of Campidoglio, the space narrows and continues along **Via delle Tre Pile**, an uphill street leading to **Piazza del Campidoglio**.
- The route is continuous but features cobblestone paving (sanpietrini) and a steady incline.

Note: Although the routes are step-free and equipped with ramps, some crossings are not traffic-light controlled, and there are narrow sections, slopes, and cobbled surfaces.

Panoramic view over the Roman Forum

- From **Piazza del Campidoglio**, cross the central area; access points are marked by bollards connected by chains, with side passages wide enough for a wheelchair.
- After approximately **30 meters**, you reach a panoramic viewpoint—an open, level area allowing close access to the balustrade without obstacles.

Note: The route is step-free and offers an accessible viewpoint; however, there are no tactile warning systems or dedicated protective signage.

Pedestrian route to the Theatre of Marcellus

- From Piazza del Campidoglio, take **Via delle Tre Pile downhill**. The route is continuous and step-free, but includes cobblestone paving and a steady slope with some curves.
- At the intersection with **Via del Teatro di Marcello**, turn left and continue for approximately **150 meters**. The route is level and leads to a crossing equipped with a ramp but without traffic lights.
- Turn right to reach the entrance to the Theatre.

Pedestrian route to Tiber Island

- The archaeological area includes a cobblestone ramp leading to **Largo 16 October 1943**, from where you can continue toward **Via del Portico d'Ottavia**.
- Proceed briefly along a cobbled roadway shared with parked vehicles.
- Continue to the pedestrian crossing at **Piazza Gerusalemme**, which is traffic-light controlled and equipped with an appropriate ramp.
- Proceed toward **Lungotevere dei Pierleoni** and continue toward **Ponte Fabricio**. The bridge is accessible, although it features cobblestone paving and two fixed barriers that narrow the passage.
- Continue along **Via di Ponte Quattro Capi** to reach **Piazza San Bartolomeo all'Isola**.

OPTION 2: TAXI

Taxi services are available in the forecourt in front of the station (**east side**) outside the main entrance.

In this area, it is possible to request vehicles equipped for passengers with disabilities (ramps and space for wheelchairs).

Fares are regulated by the Municipality of Rome and may be subject to change without prior notice. It is advisable to consult the official website romamobilita.it for updates.

Licensed taxis are easily identifiable: white vehicles with a "TAXI" sign on the roof and a visible license number displayed on the doors, rear, and inside the vehicle.

Note: Non tutti i taxi sono accessibili! Per assicurarsi un taxi accessibile, è consigliabile prenotarlo con anticipo, specificando la necessità di un veicolo attrezzato.





Accessibility at Piazza del Campidoglio:

- The access route is continuous and step-free
- Ramps are present at the main crossing points
- The square is widely accessible for wheelchair users, with open and easily navigable spaces
- The panoramic viewpoint over the Roman Forum is accessible without barriers

Note: Cobblestone paving and the steady incline of access routes may be challenging for some users.



Tickets and access:

Access to Piazza del Campidoglio and the panoramic viewpoint is free of charge.

Accessibility at the Theatre of Marcellus (external area):

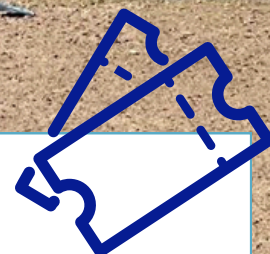
- The Theatre of Marcellus is an open-air monument, accessible without physical barriers
- External routes are step-free and allow close access to the monument
- Ramps are present at main crossings

Note: Surfaces may be uneven, and temporary obstacles (bicycles, crowds, bus stops) may be present. Some crossings are not traffic-light controlled.

Tickets and access:

The external area of the Theatre of Marcellus is freely accessible.

Access to internal areas or special events may require tickets.



Accessibility at Tiber Island – San Bartolomeo


- Tiber Island can be reached via Ponte Fabricio, which is accessible also for wheelchair users
- The route is continuous and step-free, with ramps at key points
- Piazza San Bartolomeo is accessible and allows for stopping and manoeuvring

Note: Cobblestones, narrow passages due to bollards and chains, and irregular parking may temporarily reduce available space.

Tickets and access:

Access to Tiber Island and Piazza San Bartolomeo is free of charge.

The Basilica of San Bartolomeo all'Isola is free to enter, subject to opening hours and religious services.





ACCESSIBLE GUIDES



Scan the QR code
to consult the guide!

Published by:

Anffas Nazionale APS

Via Latina, 20 - 00179 Rome (RM)

Tel. + 39 06 3611524 - 06 3212391

nazionale@anffas.net - www.anffas.net

Within the project: "For All. Rome, a city accessible to everyone".

This guide is also available in digital format on the FISH website.



Tel. + 39 06 78851262
presidenza@fishets.it
fishets.it