



*For All*  
*Rome, a city accessible to everyone*

# ROMA TIBURTINA - BASILICA OF SANTA MARIA MAGGIORE

## ACCESSIBLE GUIDE



con il contributo del Fondo Carta Etica



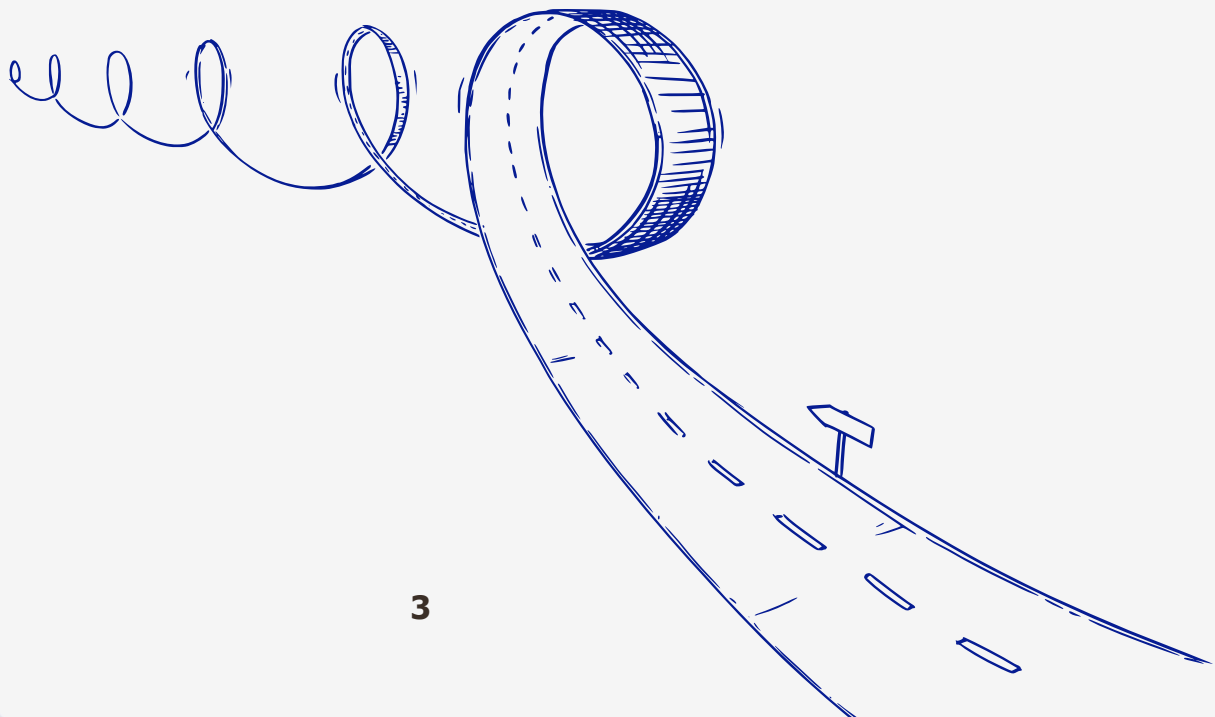
This guide is for informational purposes; the information contained within it has not been verified for accessibility.


# From Roma Tiburtina Railway Station...

## ... to the **BASILICA OF SANTA MARIA MAGGIORE**


Reaching the heart of Rome from Roma Tiburtina railway station is the first step toward discovering the city's extraordinary historical and artistic heritage. This guide provides clear, practical, and up-to-date information on how to reach the Basilica of Santa Maria Maggiore—the largest Marian church in Rome—in a way that is accessible, safe, and suitable for all visitors.

Several travel options are available, each offering different advantages in terms of travel time, comfort, and accessibility.






**Option 1:** From Roma Tiburtina station, take **Metro Line B** to **Roma Termini**, then continue on foot to the Basilica. The pedestrian route is mostly flat, with wide sidewalks and curb ramps at crossings.



**Option 2:** Choose a direct connection via private services, accessible taxis, or dedicated shuttle services—ideal for those who prefer, or require, minimal transfers.

**Note:** The number of accessible vehicles is limited; advance booking is strongly recommended.



This guide is designed to help you select the most suitable route based on your needs, providing detailed information on:

- Transport accessibility
- Assistance services available at stations
- Architectural barriers along the route
- Travel times and recommended solutions for passengers with disabilities

Whatever option you choose, the goal remains the same: to reach the **Basilica of Santa Maria Maggiore** comfortably, safely, and with ease—so you can begin your visit to Rome in the best possible way.



## OPTION 1: METRO LINE B

From Roma Tiburtina station, take **Metro Line B** toward Laurentina and get off at **Roma Termini**.


Roma Tiburtina station is equipped with elevators and escalators to reach platforms and different levels of the building. Audio and visual information systems are available, along with LOGES tactile paving and wayfinding indicators.

Roma Termini station is equipped with clear signage, full LOGES tactile paving, a tactile map, and both visual and audio information systems.

Movement between station levels is facilitated by:

- Using the station stairlift with your wheelchair
- Using moving walkways, accessible turnstiles, and elevators

**Note:** Handrails are not available in some station corridors.



From the **Via Giolitti / Piazza dei Cinquecento** exit at Roma Termini, the Basilica is located approximately **500 meters** away, along **Via Daniele Manin**.

The pedestrian route is partially uneven, with wide sidewalks equipped with ramps. The path includes LOGES tactile paving at crossings, as well as tactile signage and acoustic signals at traffic lights.

Cross three streets—**Via Giovanni Amendola**, **Via Principe Amedeo**, and **Via Farini**—then continue along **Via dell'Esquilino**. Upon reaching the intersection with **Via Gioberti**, continue for approximately **50 meters** until you arrive at the square in front of the Basilica.



## OPTION 2: TAXI

Taxi services are available in the forecourt in front of the station (**east side**) outside the main entrance.

In this area, it is possible to request vehicles equipped for passengers with disabilities, featuring ramps and dedicated wheelchair space.

Fares are regulated by the Municipality of Rome and may be subject to change without prior notice. It is advisable to consult the official website [romamobilita.it](http://romamobilita.it) for updates.

Licensed taxis are easily identifiable: white vehicles with a "TAXI" sign on the roof and a visible license number displayed on the doors, rear, and inside the vehicle.

**Note:** Not all taxis are accessible. To ensure availability, it is recommended to book in advance and request a specially equipped vehicle.





## Tickets and access

- The accessible entrance, equipped with a ramp, is located on the **left side of the Basilica**, where the security checkpoint with metal detector is also situated, along with a ramp featuring handrails.
- The flooring is generally even; however, some internal areas—such as the baptistery, sacristy, bookshop, and café—are accessible only via steps and do not have ramps.
- Entry to the Basilica is free of charge.
- For certain areas, such as the Basilica Museum or special sections, tickets may be required, with possible free or reduced admission for visitors with disabilities and their accompanying person—this should be verified on site at the time of the visit.
- Visitors must present documentation certifying eligibility for free admission.





# ACCESSIBLE GUIDES



Scan the QR code  
to consult the guide!

Published by:

**Anffas Nazionale APS**

Via Latina, 20 - 00179 Roma (RM)

Tel. +39 06 3611524 - 06 3212391

nazionale@anffas.net - [www.anffas.net](http://www.anffas.net)

Within the project: "For All. Rome, a city accessible to everyone".

This guide is also available in digital format on the FISH website.



Tel. +39 06 78851262  
[presidenza@fishets.it](mailto:presidenza@fishets.it)  
[fishets.it](http://fishets.it)