



*For All*  
*Rome, a city accessible to everyone*

# ROMA TIBURTINA - BASILICA OF ST PAUL OUTSIDE THE WALLS

## ACCESSIBLE GUIDE



con il contributo del Fondo Carta Etica



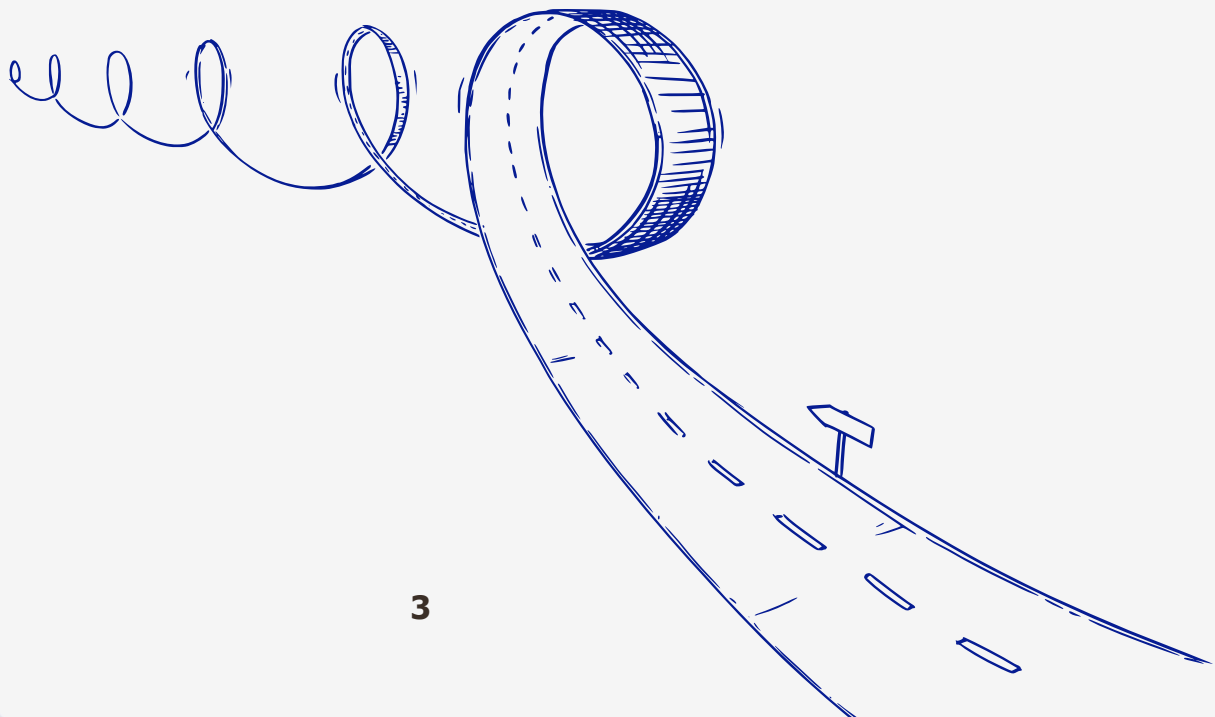
This guide is for informational purposes; the information contained within it has not been verified for accessibility.


# From Roma Tiburtina Railway Station...

## ... to the **BASILICA OF ST PAUL OUTSIDE THE WALLS**


Reaching the heart of Rome from Roma Tiburtina railway station is the first step toward immersing yourself in the millennia-old history of the Eternal City. This guide provides clear, practical, and up-to-date information on how to reach the Basilica of St Paul Outside the Walls—one of the four papal basilicas of Rome—in a way that is accessible, safe, and suitable for all visitors.

Several travel options are available, each offering different advantages in terms of travel time, comfort, and accessibility






**Option 1:** From Roma Tiburtina, take **Metro Line B** toward “**Laurentina**” and get off at **Basilica San Paolo station**, which is fully accessible and equipped with elevators and tactile paths



**Option 2:** Choose a direct connection via private services, accessible taxis, or dedicated shuttle services—ideal for those who prefer, or require, minimal transfers.

**Note:** The number of accessible vehicles is limited; advance booking is strongly recommended.



This guide is designed to help you select the most suitable route based on your needs, providing detailed information on:

- Transport accessibility
- Assistance services available at stations
- Architectural barriers along the route
- Travel times and recommended solutions for passengers with disabilities

Whatever option you choose, the goal remains the same: to reach the **Basilica of St Paul Outside the Walls** comfortably, safely, and with ease —so you can begin your visit to Rome in the best possible way.



## **OPTION 1: METRO LINE B**

From Roma Tiburtina station, take **Metro Line B** toward **Laurentina** and get off at **Basilica San Paolo station**.

Roma Tiburtina station is equipped with elevators and escalators to reach platforms and different levels of the building. Audio and visual information systems are available, along with LOGES tactile paving and wayfinding indicators.

Basilica San Paolo station is equipped with a tactile map, visual signage, lifting devices, accessible turnstiles, LOGES tactile paving, escalators, and elevators.

**Note:** Handrails are not available in some station corridors.

To reach the Basilica entrance, use the pedestrian crossings clearly marked with visual signage, equipped with accessible ramps, tactile paving, and acoustic traffic signals.

**Note:** Along the pedestrian route, LOGES tactile paving is not present.

From **Basilica San Paolo station**, exit toward **Viale Ferdinando Baldelli / Piazzale Ostiense (Basilica side)**, placing you just a short distance from the church.

## OPTION 2: TAXI

Taxi services are available in the forecourt in front of the station (east side) outside the main entrance.

In this area, it is possible to request vehicles equipped for passengers with disabilities, featuring ramps and dedicated wheelchair space.

Fares are regulated by the Municipality of Rome and may be subject to change without prior notice. It is advisable to consult the official website [romamobilita.it](http://romamobilita.it) for updates.

Licensed taxis are easily identifiable: white vehicles with a "TAXI" sign on the roof and a visible license number displayed on the doors, rear, and inside the vehicle.

**Note:** Not all taxis are accessible. To ensure availability, it is recommended to book in advance and request a specially equipped vehicle.



### **Accessibility at the Basilica of St Paul Outside the Walls:**

- The entrance is equipped with a clearly marked ramp for visitors with reduced mobility
- The central nave and side aisles are fully accessible to wheelchair users
- The papal altar and presbytery area are visible from accessible vantage points
- The medieval cloister can be visited and is equipped with barrier-free routes

**Note:** LOGES tactile paving is not present outside the Basilica; however, a tactile map is available for orientation.





### **Tickets and access:**

- Entry to the Basilica is free of charge.
- For certain areas, such as the cloister and the Basilica Museum, tickets may be required, with free or reduced admission available for visitors with disabilities and their accompanying person—this should be verified on site at the time of the visit.
- Visitors must present documentation certifying eligibility for free admission.



# ACCESSIBLE GUIDES



Scan the QR code  
to consult the guide!

Published by:

**Anffas Nazionale APS**

Via Latina, 20 - 00179 Roma (RM)

Tel. +39 06 3611524 - 06 3212391

nazionale@anffas.net - [www.anffas.net](http://www.anffas.net)

Within the project: "For All. Rome, a city accessible to everyone".

This guide is also available in digital format on the FISH website.





Tel. +39 06 78851262  
[presidenza@fishets.it](mailto:presidenza@fishets.it)  
[fishets.it](http://fishets.it)