




*For All*  
*Rome, a city accessible to everyone*

# ROMA TIBURTINA - BASILICA OF ST JOHN IN LATERAN

## ACCESSIBLE GUIDE



con il contributo del Fondo Carta Etica



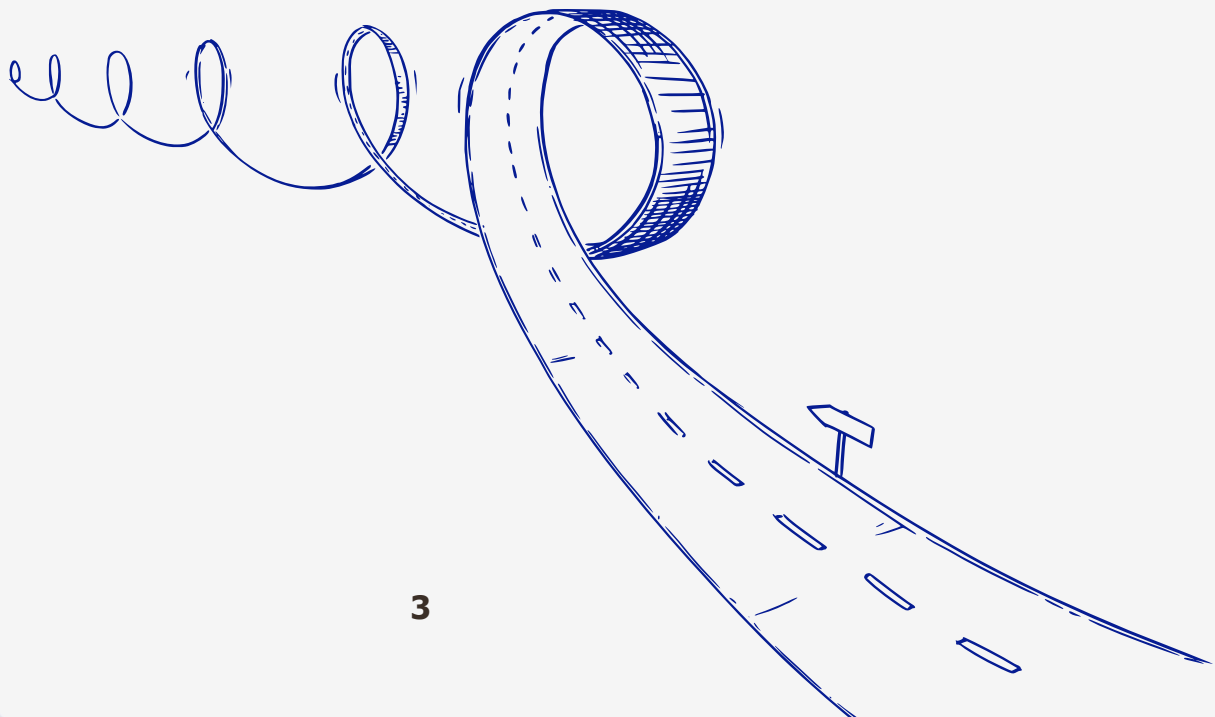
This guide is for informational purposes; the information contained within it has not been verified for accessibility.


# From Roma Tiburtina Railway Station...

## ... to the **BASILICA OF ST JOHN IN LATERAN**


Reaching the heart of Rome from Roma Tiburtina railway station is the first step toward discovering the city's extraordinary historical and spiritual heritage. This guide provides clear, practical, and up-to-date information on how to reach the Basilica of St John in Lateran—the cathedral of Rome and the official seat of the Pope—in a way that is accessible, safe, and suitable for all visitors.

Several travel options are available, each offering different advantages in terms of travel time, comfort, and accessibility.






**Option 1:** From Roma Tiburtina, take **Metro Line B** toward “**Laurentina**” and get off at **Roma Termini**, then take **Metro Line A** toward “Anagnina” and get off at **San Giovanni** station. All stations are equipped with elevators and accessible routes.



**Option 2:** Choose a direct connection via private services, accessible taxis, or dedicated shuttle services—ideal for those who prefer, or require, minimal transfers.

**Note:** The number of accessible vehicles is limited; advance booking is strongly recommended.



This guide is designed to help you select the most suitable route based on your needs, providing detailed information on:

- Transport accessibility
- Assistance services available at stations
- Architectural barriers along the route
- Travel times and recommended solutions for passengers with disabilities

Whatever option you choose, the goal remains the same: to reach the **Basilica of St John in Lateran** comfortably, safely, and with ease—so you can begin your visit to Rome in the best possible way.



## **OPTION 1: METRO LINE B + METRO LINE A**

From Roma Tiburtina station, take **Metro Line B** toward **Laurentina** and get off at **Roma Termini**.

Roma Tiburtina station is equipped with elevators and escalators to reach platforms and different levels of the building. Audio and visual information systems are available, along with LOGES tactile paving and wayfinding indicators.

From Roma Termini station, take **Metro Line A** toward **Anagnina** and get off at **San Giovanni** station.

Roma Termini station is equipped with clear signage, full LOGES tactile paving, a tactile map, and both visual and audio information systems.

Movement between different station levels is facilitated by:

- Using the station stairlift with your wheelchair
- Using moving walkways, accessible turnstiles, and elevators

**Note:** Handrails are not available in some station corridors.


From **San Giovanni station**, follow the main exit toward "**Piazza San Giovanni in Laterano**". The Basilica faces the square and is located approximately **200 meters** away.

San Giovanni station is equipped with a tactile map, visual signage, accessible turnstiles, partial LOGES tactile paving, and elevators.

**Note:** Handrails are not available in some station corridors.

To reach the side entrance of the Basilica, use the pedestrian crossings marked with clear visual signage, equipped with accessible ramps and tactile paving.

**Note:** Along the pedestrian route, tactile and acoustic signage is only partially available; LOGES tactile paving is absent, and not all crossings are equipped with acoustic traffic signals and visual indicators.



## OPTION 2: TAXI

Taxi services are available in the forecourt in front of the station (east side) outside the main entrance.

In this area, it is possible to request vehicles equipped for passengers with disabilities, featuring ramps and dedicated wheelchair space.

Fares are regulated by the Municipality of Rome and may be subject to change without prior notice. It is advisable to consult the official website [romamobilita.it](http://romamobilita.it) for updates.

Licensed taxis are easily identifiable: white vehicles with a "TAXI" sign on the roof and a visible license number displayed on the doors, rear, and inside the vehicle.

**Note:** Not all taxis are accessible. To ensure availability, it is recommended to book in advance and request a specially equipped vehicle.





## Accessibility at the Basilica of St John in Lateran:

- A main access ramp is available
- Internal ramps, three lifting platforms on the main portico, and an internal platform provide access to the transept of the Basilica
- The Holy Door is equipped with a dedicated ramp

**Note:** The Basilica does not have elevators; LOGES tactile paving and tactile maps are not available.



### Tickets and access:

- Entry to the Basilica is free of charge.
- The Lateran Palace offers free admission to visitors with a disability of **74% or higher**, including one accompanying person.
- Visitors must present documentation certifying eligibility for free entry.



# ACCESSIBLE GUIDES



Scan the QR code  
to consult the guide!

Published by:

**Anffas Nazionale APS**

Via Latina, 20 - 00179 Roma (RM)

Tel. +39 06 3611524 - 06 3212391

nazionale@anffas.net - [www.anffas.net](http://www.anffas.net)

Within the project: "For All. Rome, a city accessible to everyone".

This guide is also available in digital format on the FISH website.



Tel. +39 06 78851262  
[presidenza@fishets.it](mailto:presidenza@fishets.it)  
[fishets.it](http://fishets.it)