



For All
Rome, a city accessible to everyone

ROMA TERMINI - BASILICA OF ST PAUL OUTSIDE THE WALLS

ACCESSIBLE GUIDE



con il contributo del Fondo Carta Etica

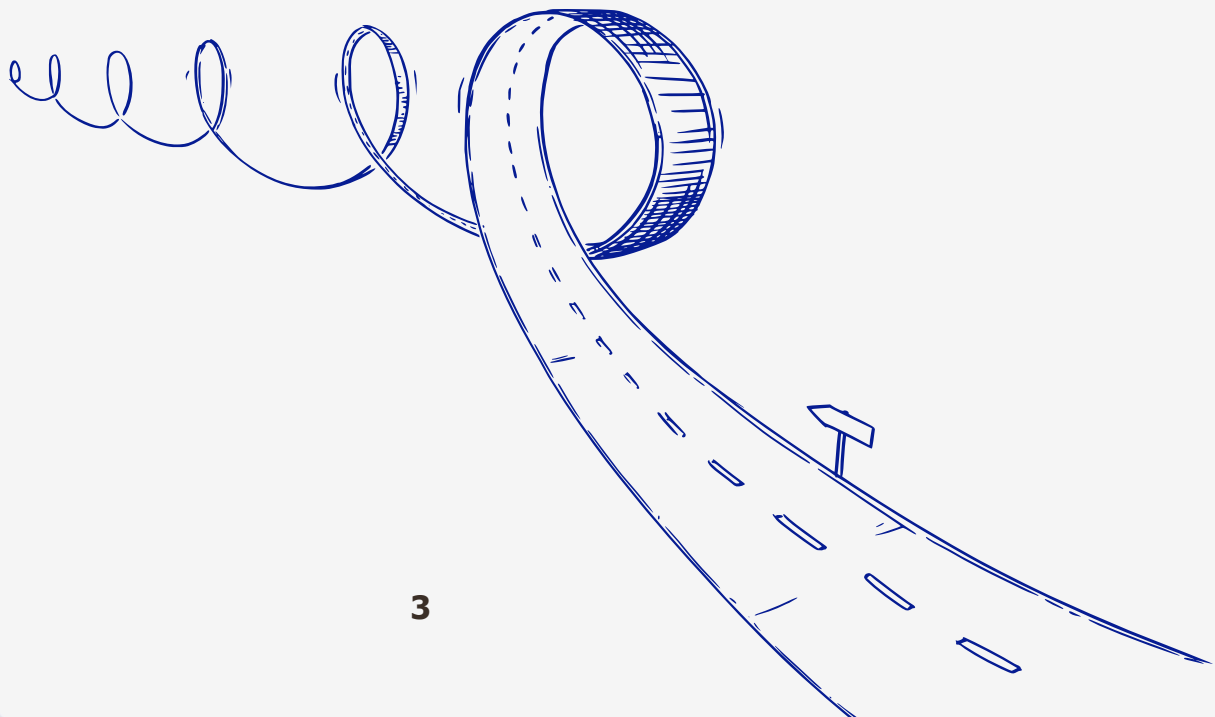



From Roma Termini Railway Station...

... to the **BASILICA OF ST PAUL OUTSIDE THE WALLS**


Reaching the heart of Rome from Roma Termini railway station is the first step toward immersing yourself in the city's millennia-old history. This guide provides clear, practical, and up-to-date information on how to reach the Basilica of St Paul Outside the Walls—one of the four papal basilicas of Rome—in a way that is accessible, safe, and suitable for all visitors.

Several travel options are available, each offering different advantages in terms of travel time, comfort, and accessibility.






Option 1: From Roma Termini Station, take **Metro Line B** toward “Laurentina” and get off at **Basilica San Paolo Station**. The station is fully accessible, with elevators and tactile paths.



Option 2: Choose a direct connection via private services, accessible taxis, or dedicated shuttle services—ideal for those who prefer, or require, minimal transfers.

Note: The number of accessible vehicles is limited; advance booking is strongly recommended.



This guide is designed to support you in selecting the most suitable route based on your needs, providing detailed information on:

- Transport accessibility
- Assistance services available at stations
- Architectural barriers along the route
- Travel times and recommended solutions for passengers with disabilities

Whatever option you choose, the aim remains the same: to reach the **Basilica of St Paul Outside the Walls** comfortably, safely, and with ease —so you can begin your visit to Rome in the best possible way.



OPTION 1: METRO LINE B

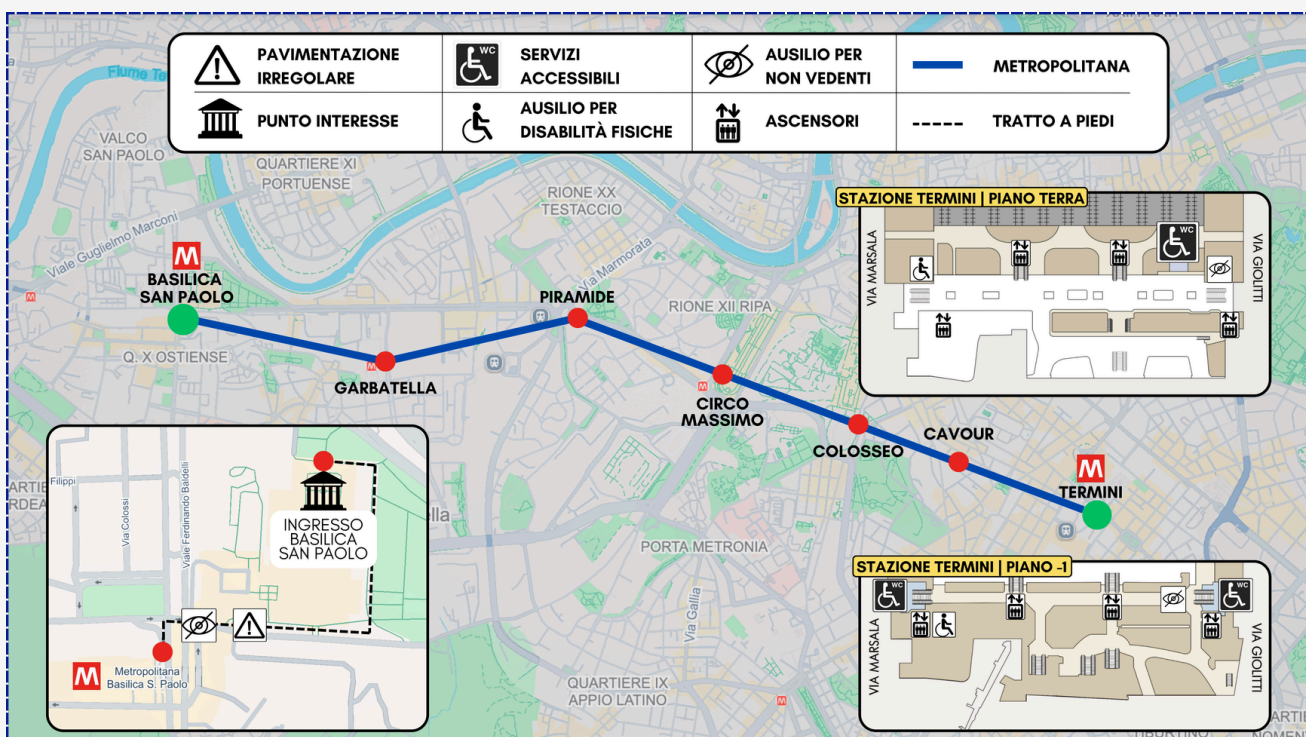
From **Roma Termini Station**, take **Metro Line B** toward “Laurentina” and get off at **Basilica San Paolo Station**.

Roma Termini Station is equipped with clear signage, full LOGES tactile paving, a tactile map, and both visual and audio information systems.

Movement between different station levels is facilitated by:

- Using the station stairlift with your wheelchair
- Using moving walkways, accessible turnstiles, and elevators

Note: Handrails are not available in some station corridors.



From **Basilica San Paolo Station**, follow the exit toward **Viale Ferdinando Baldelli / Piazzale Ostiense (Basilica side)**. The Basilica is located just a short distance away.


The external route is brief and equipped with sidewalks featuring curb ramps.

Basilica San Paolo station is equipped with a tactile map, visual signage, lifting devices, accessible turnstiles, LOGES tactile paving, escalators, and elevators.

Note: Handrails are not available in some station corridors.

- To reach the Basilica entrance, use the pedestrian crossings marked with clear visual signage, equipped with accessible ramps, tactile paving, and acoustic traffic signals.

Note: LOGES tactile paving is not present along parts of the pedestrian route.



OPTION 2: TAXI

Taxi services are clearly signposted outside the main station entrance on the **Via Marsala side**.

In this area, some vehicles are equipped for passengers with disabilities, featuring ramps and dedicated wheelchair space. Vehicles may include retractable ramps or swivel seats.

The area is level, equipped with LOGES tactile paving, and free from architectural barriers. Access to taxis is direct, with staff assistance available if required.

Fares are regulated by the Municipality of Rome and may be subject to change without prior notice. It is advisable to consult the official website romamobilita.it for updates.

Licensed taxis are easily identifiable: white vehicles with a "TAXI" sign on the roof and a visible license number displayed on the doors, rear, and inside the vehicle.

Note: Not all taxis are accessible. To ensure availability, it is recommended to book in advance and request a specially equipped vehicle.



Accessibility at the Basilica of St Paul Outside the Walls:

- The entrance is equipped with a clearly marked ramp for visitors with reduced mobility
- The central nave and side aisles are fully accessible for wheelchair users
- The papal altar and presbytery area can be viewed from accessible vantage points
- The medieval cloister is open to visitors and features barrier-free pathways

Note: Outside the Basilica, LOGES tactile paving is not present; however, a tactile map is available for orientation.





Tickets and access

- Entry to the Basilica is free of charge. For certain areas, such as **the cloister and the Basilica Museum**, tickets may be required. Free or reduced admission for visitors with disabilities—also extended to one accompanying person—may be available and should be verified on site at the time of the visit.
- Visitors must present documentation certifying eligibility for free entry where applicable.



ACCESSIBLE GUIDES



Scan the QR code
to consult the guide!

Published by:

Anffas Nazionale APS

Via Latina, 20 - 00179 Roma (RM)

Tel. +39 06 3611524 - 06 3212391

nazionale@anffas.net - www.anffas.net

Within the project: "For All. Rome, a city accessible to everyone".

This guide is also available in digital format on the FISH website.



Tel. +39 06 78851262
presidenza@fishets.it
fishets.it