



For All
Rome, a city accessible to everyone

ROMA FIUMICINO - BASILICA OF SAINT PAUL OUTSIDE THE WALLS

ACCESSIBLE GUIDE



con il contributo del Fondo Carta Etica

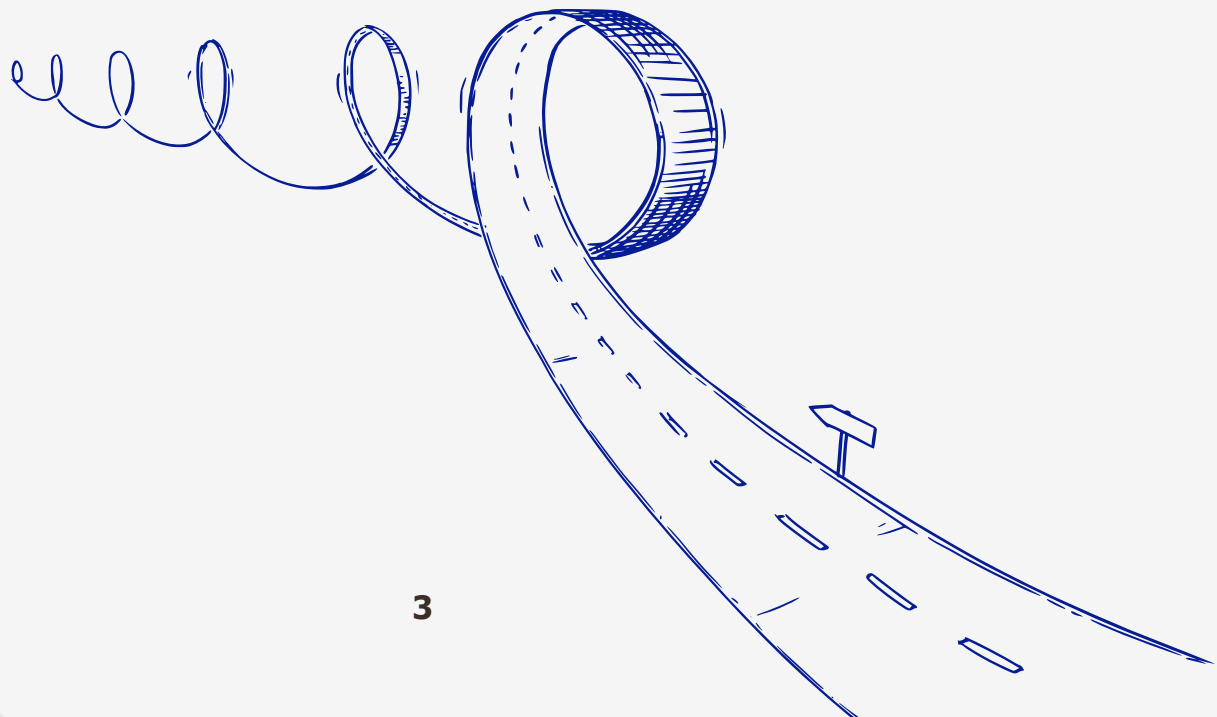



From Fiumicino Airport...

... to the **BASILICA OF SAINT PAUL OUTSIDE THE WALLS**


Reaching the heart of Rome from Leonardo da Vinci International Airport (Fiumicino) is the first step toward immersing yourself in the millennia-old history of the Eternal City. This guide is designed to provide clear, practical, and up-to-date information on how to reach the Basilica of Saint Paul Outside the Walls—one of Rome's four papal basilicas—in a way that is accessible and safe for everyone.

There are several valid options for completing this journey, each with different characteristics in terms of travel time, comfort, and accessibility.






Option 1: Connection to Roma Termini Station, the city’s main railway hub, from which you can continue to the Basilica by bus, metro, or other accessible services.




Option 2: Direct connection via private services, accessible taxis, or dedicated shuttle services—ideal for those who wish, or need, to minimize transfers.

Note: The number of accessible vehicles is limited; advance booking is therefore recommended.



Option 3: Care to Fly service for passengers with reduced mobility.



This guide will help you choose the route best suited to your needs, with detailed information on:

- Accessibility of transport services
- Assistance services available at the airport and stations
- Architectural barriers along the route
- Travel times and recommended solutions for travelers with disabilities

Whatever option you choose, the goal is the same: to reach the **Basilica of Saint Paul Outside the Walls** easily, safely, and accessibly, so you can begin your visit to Rome in the best possible way.



OPTION 1:

LEONARDO EXPRESS TRAIN + METRO LINE B

Leonardo Express Train

You can reach the **Leonardo Express train** from Fiumicino Airport by following the clearly marked route connecting Terminals 1 and 3 directly to the **Fiumicino Airport railway station**. The pedestrian route from the terminals to the station is fully accessible, featuring wide corridors, elevators, extended moving walkways, and LOGES tactile paths to overcome level differences. Ramps with handrails on both sides and clear visual signage are also available.

Fiumicino Airport Station is equipped with accessible turnstiles, accessible ticket machines, accessible platforms, and both visual and audio announcements.

The train runs directly to Roma Termini, with no intermediate stops, reaching the station in **approximately 32 minutes**, usually arriving at platform 24.

It is fully accessible for wheelchair users, with reserved seating and equipped restrooms. Both audio and visual announcements are provided.

Assistance services are available at both Fiumicino Airport Station and Roma Termini.

Guide dogs travel free of charge, and other pets are welcome if carried in appropriate carriers.

Metro Line B

From **Roma Termini Station**, take **Metro Line B** toward “**Laurentina**” and get off at “**Basilica San Paolo**”.


Termini Station is equipped with clear signage, full LOGES tactile paths, a tactile map, and both visual and audio guidance.

You can move between the different levels of the station by:

- **Using the station stairlift with your wheelchair**
- **Using moving walkways, accessible turnstiles, and elevators**

Note: Handrails are absent in some station corridors.

- From **Basilica San Paolo Station**, follow the exit for **Viale Ferdinando Baldelli / Piazzale Ostiense (Basilica side)**. You will already be just a short distance from the church, and the external route is brief, with sidewalks equipped with curb ramps.



Basilica San Paolo station features a tactile map, visual signage, lifting platforms, accessible turnstiles, LOGES paths, escalators, and elevators.

Note: Handrails are absent in the station corridors.

To reach the Basilica entrance, you can use clearly marked pedestrian crossings equipped with accessible ramps, tactile paving, and acoustic traffic signals.

Note: There are no LOGES paths along the pedestrian route.



OPTION 2: TAXI

Taxi service is available at the Arrivals areas of Terminals 1 and 3 and can take you directly to your destination.

Fares, set by the Municipality of Rome and the Municipality of Fiumicino, may change without notice. It is recommended to check the official website romamobilita.it for updates and verification.

Authorized taxis are easy to identify: they are white vehicles with a "TAXI" sign on the roof and a visible license number on the doors, rear, and inside the vehicle.

Note: Not all taxis are accessible. To ensure availability, it is advisable to book in advance and specify the need for an equipped vehicle.

For some destinations, a **fixed fare** is applied, which includes all surcharges. You can **download the updated price list** directly online.

[Download the updated price list](#)



Fixed Taxi Fares to/from Fiumicino Airport

For some destinations, **fixed fares** apply, which include any additional charges:

- **Rome city center (within the Aurelian Walls): € 55.00**
- **Tiburtina Station: € 60.00**
- **Ostiense Station: € 50.00**

Trips starting or ending within the **Grande Raccordo Anulare (ring road)** and heading to/from the airport must not exceed **€ 80.00**.

For all other destinations not covered by fixed fares, **a minimum fare of € 35.00** applies.

- Advance booking is recommended, requesting a vehicle equipped with a ramp and space for a wheelchair.
- **Fixed fare** for official taxis: **€ 55.00** for the route from Fiumicino to the city center (including the Colosseum), though **additional charges may apply** for special vehicles.

OPTION 3: CARE TO FLY

Care to Fly is a door-to-door transfer service designed for passengers with reduced mobility traveling to or from **Fiumicino** and **Ciampino** airports.

The service is offered in collaboration with **ADR Assistance**, which provides free ground assistance for those requiring support within airport routes.

The vehicles used are specially equipped to meet the specific needs of each traveler, ensuring a safe and comfortable transfer.

You will be welcomed directly at your seat on the aircraft and accompanied all the way to the vehicle that will take you to your chosen destination..

Bookings:

+39 06 6507 9001 (select the "**Care to Fly**" option)

info@coopairport.it

For more information, visit the dedicated website or ask your ADR operator at the airport.



Accessibility at the Basilica of Saint Paul Outside the Walls:

- The entrance is equipped with a clearly marked ramp for visitors with reduced mobility.
- The central nave and side aisles are fully accessible by wheelchair.
- The papal altar and presbytery area are visible from accessible viewpoints.
- The medieval cloister can be visited and features barrier-free routes.

Note: Outside the Basilica there are no LOGES tactile paths; however, a tactile map is available for orientation.



Tickets and Access

- **Entrance to the Basilica is free.** For certain areas, such as **the cloister and the Basilica Museum**, tickets may be required. **Free or reduced admission** may be available for visitors with disabilities, often extended to accompanying persons—this should be verified on site during your visit.
- You must present documentation certifying eligibility for free or reduced entry at the entrance.



ACCESSIBLE GUIDES



Scan the QR code
to consult the guide!

Published by:

Anffas Nazionale APS

Via Latina, 20 - 00179 Roma (RM)

Tel. +39 06 3611524 - 06 3212391

nazionale@anffas.net - www.anffas.net

Within the project: "For All. Rome, a city accessible to everyone".

This guide is also available in digital format on the FISH website.



Tel. +39 06 78851262
presidenza@fishets.it
fishets.it