



For All
Rome, a city accessible to everyone

ROMA CIAMPINO - BASILICA OF SANTA MARIA MAGGIORE

ACCESSIBLE GUIDE



con il contributo del Fondo Carta Etica

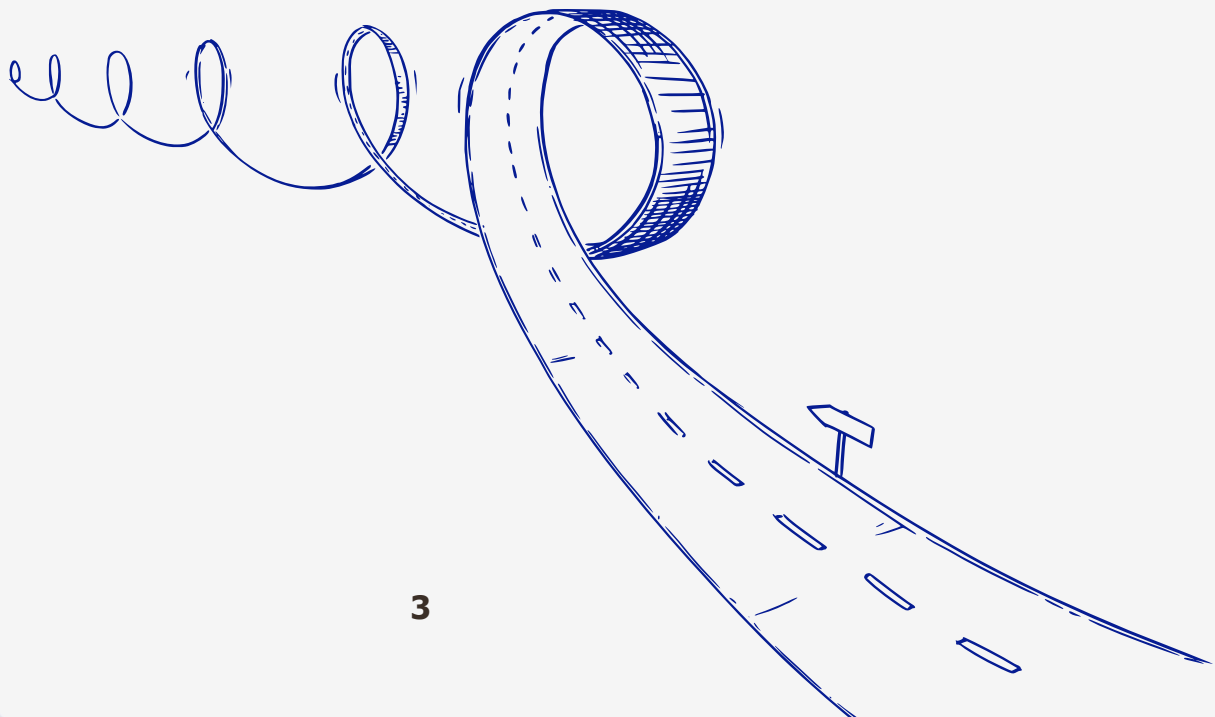



From Ciampino Airport...

... to the **BASILICA OF SANTA MARIA MAGGIORE**


Reaching the heart of Rome from Ciampino Airport is the first step toward discovering the rich, centuries-old heritage of the Eternal City. This guide provides clear, practical, and up-to-date information on how to reach the Basilica of Santa Maria Maggiore—the largest Marian church in Rome—in a way that is safe, accessible, and suitable for all visitors.

There are several ways to make this journey, each offering different advantages in terms of travel time, comfort, and accessibility.






Option 1: Take the **Ciampino AirLink service** from the airport to Ciampino Station, then continue by regional train to **Roma Termini Station**, the city’s main railway hub. From there, you can continue toward the Basilica on foot, by bus, or by using accessible services.



Option 2: Use direct transport options such as private transfers, accessible taxis, or dedicated shuttle services—particularly suitable for those who prefer, or require, minimal transfers.

Note: The number of accessible vehicles is limited, so advance booking is strongly recommended.



This guide will help you choose the most suitable route based on your needs, providing detailed information on:

- Transport accessibility
- Assistance services available at the airport and stations
- Architectural barriers along the route
- Travel times and recommended options for passengers with disabilities


Whatever option you choose, the goal remains the same: to reach the **Basilica of Santa Maria Maggiore** comfortably, safely, and with ease—so you can begin your visit to Rome in the best possible way.



OPTION 1: SHUTTLE + REGIONAL TRAIN

Ciampino Airport is equipped with LOGES tactile paving and a tactile map, as well as clear visual signage and display screens. However, there are no audio announcements or visual emergency alerts. Exit ramps with handrails are available, while moving walkways and lifting platforms are not provided.

A free **PRM (Passengers with Reduced Mobility) assistance service** is available at the airport and can be booked either through your airline or directly with Aeroporti di Roma.



Shuttle

The Airlink shuttle departs just outside the Arrivals area (clearly signposted) and connects the airport with Ciampino railway station.

The shuttle runs non-stop and reaches the station in approximately 10 minutes. The route to the shuttle is generally smooth and easy to navigate, with clear signage and a ramped crossing; however, tactile paving (LOGES) is only present along the initial section.

The ticket includes the regional train to Roma Termini.

The shuttle is equipped with a boarding ramp and offers a designated space for securing a wheelchair.

Ciampino Station

From here, take a regional train toward Roma Termini.

- Trains run frequently (every 12–20 minutes), and the journey takes around 15 minutes.
- The station provides partial tactile paving (LOGES), visual signage, accessible gates, and step-free access via ramps and elevators to the platforms. However, there is no tactile map and no visual display for audio announcements.

Termini Station is equipped with clear signage, full tactile paving (LOGES), a tactile map, and both visual and audio guidance systems.

You can move between the different levels of the station by:

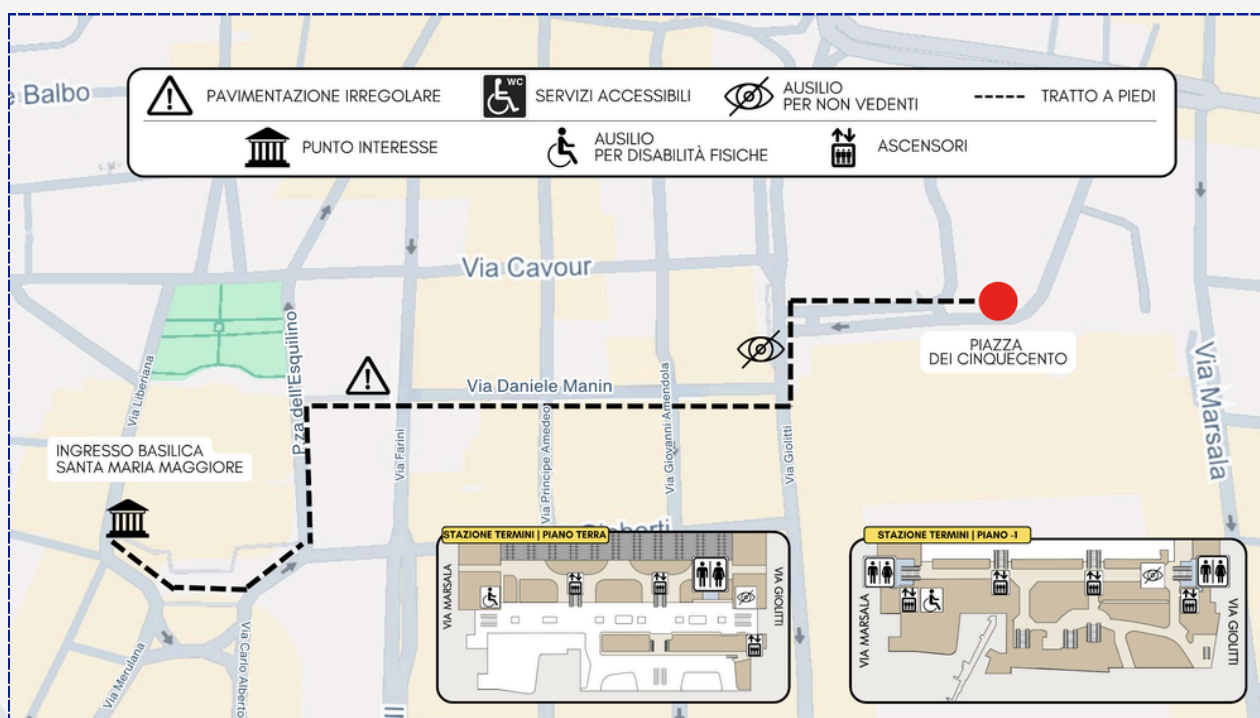
- **Using the station's stairlift with your wheelchair**
- **Using moving walkways, accessible turnstiles, and elevators**

Note: Handrails are not available in some station corridors.

From the **Termini exit** on the **Via Giolitti / Piazza dei Cinquecento side**, the Basilica is **about 500 meters** away, along **Via Daniele Manin**.

The pedestrian route is partly uneven but features wide sidewalks with curb ramps. Crossings are equipped with LOGES tactile paving, tactile signage, and acoustic traffic signals.

Continue past three streets—**Via Giovanni Amendola, Via Principe Amedeo, and Via Farini**—then proceed toward **Via dell'Esquilino**. At the intersection with **Via Gioberti**, continue for about **50 meters** to reach the square in front of the Basilica.



OPTION 2: TAXI

Taxi services are available outside the Arrivals Terminal at Ciampino Airport, and they can take you directly to your destination.

Fares are set by the Municipality of Rome and the Municipality of Ciampino but may change without prior notice. It is advisable to check the official website romamobilita.it for the latest updates.

Licensed taxis are easy to identify: they are white vehicles with a "TAXI" sign on the roof, and a visible license number displayed on the doors, rear, and inside the vehicle.

Note: Not all taxis are accessible. To ensure availability, it is recommended to book in advance and request a specially equipped vehicle.

For some destinations, a **fixed fare** is applied, which includes all surcharges. You can download the **updated price list** directly online.

[Download the updated price list](#)



Fixed Taxi Fares to/from Ciampino Airport

For some destinations, **fixed fares** apply, which include any additional charges:

- **Rome city center (within the Aurelian Walls): € 30.00**
- **Tiburtina Station: € 35.00**
- **Ostiense Station: € 30.00**

Journeys starting or ending within the **Grande Raccordo Anulare (ring road)** and traveling to or from the airport must not exceed € 80.00.

For all other destinations not covered by **fixed fares**, a minimum fare of **€ 35.00** applies.

- Advance booking is recommended, specifying the need for a vehicle equipped with a ramp and space for a wheelchair.
- **Fixed fare for official taxis: € 40.00** for the route from Ciampino Airport to Rome city centre; **additional charges may apply** if a specially equipped vehicle is requested.





Tickets and Access

- An accessible entrance with a ramp is located on the left-hand side of the Basilica, where the security checkpoint (metal detector) is also situated. The ramp is equipped with handrails.
- Flooring is generally even; however, some internal areas—such as the baptistery, sacristy, bookshop, and café—are only accessible via steps and do not have ramps.
- Entry to the Basilica is free of charge. Some areas, such as the Basilica Museum or special sections, may require a ticket. Free or reduced admission may be available for visitors with disabilities, often extended to accompanying people, this should be confirmed on site.
- Visitors must present valid documentation to prove eligibility for free or reduced entry at the entrance.



ACCESSIBLE GUIDES



Scan the QR code
to consult the guide!

Published by:

Anffas Nazionale APS

Via Latina, 20 - 00179 Roma (RM)

Tel. +39 06 3611524 - 06 3212391

nazionale@anffas.net - www.anffas.net

Within the project: "For All. Rome, a city accessible to everyone".

This guide is also available in digital format on the FISH website.



Tel. +39 06 78851262
presidenza@fishets.it
fishets.it