




For All
Rome, a city accessible to everyone

ROMA CIAMPINO - BASILICA OF SAINT PAUL OUTSIDE THE WALLS

ACCESSIBLE GUIDE



con il contributo del Fondo Carta Etica

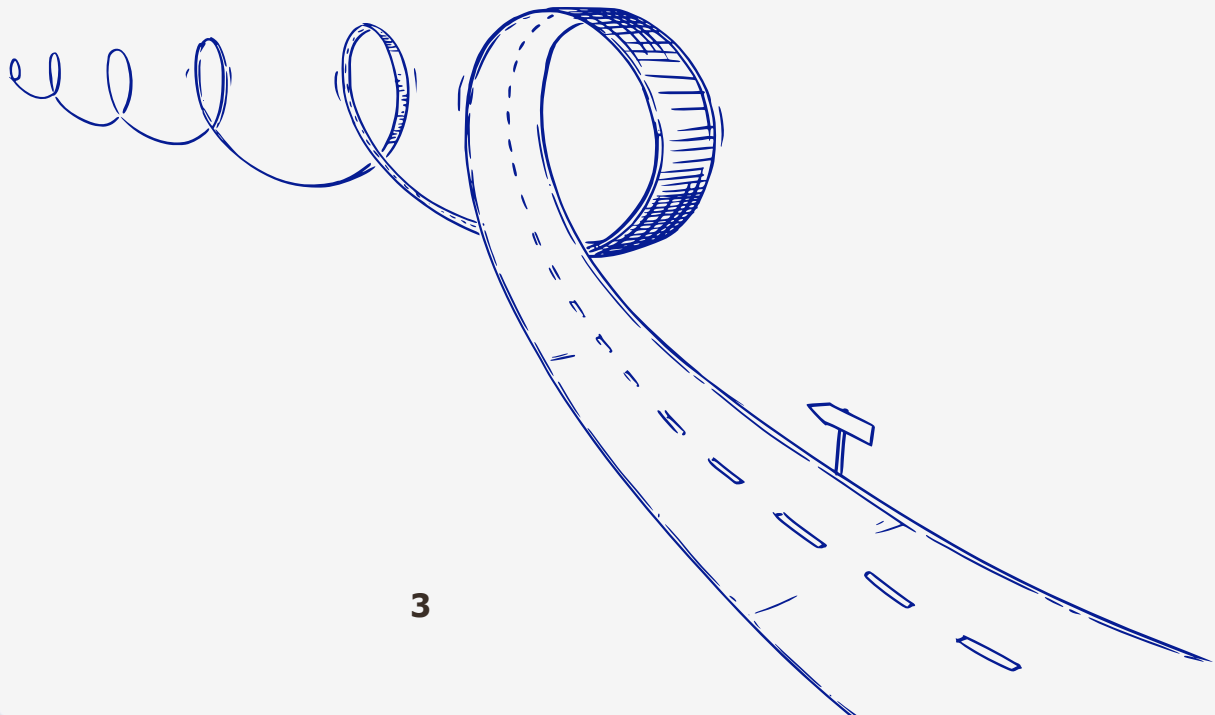



From Ciampino Airport...

... to the **BASILICA OF SAINT PAUL OUTSIDE THE WALLS**


Reaching the heart of Rome from Ciampino Airport is the first step toward discovering the rich, centuries-old heritage of the Eternal City. This guide provides clear, practical, and up-to-date information on how to reach the Basilica of Saint Paul Outside the Walls—one of Rome's four papal basilicas—in a way that is safe, accessible, and suitable for all visitors.

There are several ways to make this journey, each offering different advantages in terms of travel time, comfort, and accessibility.






Option 1: Take the **Ciampino AirLink service** from the airport to Ciampino Station, then continue by regional train to **Roma Termini Station**, Rome’s main railway hub. From there, you can take **Metro Line B** and get off at the San Paolo stop.



Option 2: Use direct transport options such as private transfers, accessible taxis, or dedicated shuttle services—particularly suitable for those who prefer, or require, minimal transfers.

Note: The number of accessible vehicles is limited, so advance booking is strongly recommended.



This guide will help you choose the most suitable route based on your needs, providing detailed information on:

- Transport accessibility
- Assistance services available at the airport and stations
- Architectural barriers along the route
- Travel times and recommended options for passengers with disabilities

Whatever option you choose, the goal remains the same: to reach the **Basilica of Saint Paul Outside the Walls** comfortably, safely, and with ease—so you can begin your visit to Rome in the best possible way.




OPTION 1:

SHUTTLE + REGIONAL TRAIN + METRO LINE B

Ciampino Airport is equipped with LOGES tactile paving and a tactile map, as well as clear visual signage and display screens. However, there are no audio announcements or visual emergency alerts. Exit ramps with handrails are available, while moving walkways and lifting platforms are not provided.

A free **PRM (Passengers with Reduced Mobility) assistance service** is available at the airport and can be booked either through your airline or directly with Aeroporti di Roma.



Shuttle

The Airlink shuttle departs just outside the Arrivals area (clearly signposted) and connects the airport with Ciampino railway station.

The shuttle runs non-stop and reaches the station in approximately 10 minutes. The route to the shuttle is generally smooth and easy to navigate, with clear signage and a ramped crossing; however, tactile paving (LOGES) is only present along the initial section.

The ticket includes the regional train to Roma Termini.

The shuttle is equipped with a boarding ramp and offers a designated space for securing a wheelchair.

Ciampino Station

From here, take a regional train toward Roma Termini.

- Trains run frequently (every 12–20 minutes), and the journey takes around 15 minutes.
- The station provides partial tactile paving (LOGES), visual signage, accessible gates, and step-free access via ramps and elevators to the platforms. However, there is no tactile map and no visual display for audio announcements.

Metro Line B

From **Roma Termini Station**, take **Metro Line B** toward "**Laurentina**" and get off at "**Basilica San Paolo**".

Roma Termini Station is well equipped with clear signage, full tactile paving (LOGES), a tactile map, and both visual and audio guidance systems.

Movement between different levels of the station is possible by:

- **Using the station's stairlift with your wheelchair**
- **Using moving walkways, accessible turnstiles, and elevators**

Note: Handrails are not available in some station corridors.



From the **Basilica San Paolo Station**, follow the exit for **Viale Ferdinando Baldelli / Piazzale Ostiense (Basilica side)**. The church is just a short walk away, along a route with sidewalks and curb ramps.

The Basilica San Paolo Station includes a tactile map, visual signage, lifting platforms, accessible turnstiles, LOGES paths, escalators, and elevators.

Note: Handrails are not present in the station corridors.

To reach the Basilica entrance, use the clearly marked pedestrian crossings equipped with ramps, tactile paving, and acoustic traffic signals.

Note: There is no tactile paving (LOGES) along the pedestrian route.



OPTION 2: TAXI

Taxi services are available outside the **Arrivals Terminal** at Ciampino Airport and they can take you directly to your destination.

Fares are set by the Municipality of Rome and the Municipality of Ciampino but may change without prior notice. It is advisable to check the official website romamobilita.it for the latest updates.

Licensed taxis are easy to identify: they are white vehicles with a "TAXI" sign on the roof and a visible license number displayed on the doors, rear, and inside the vehicle.

Note: Not all taxis are accessible. To ensure availability, it is recommended to book in advance and request a specially equipped vehicle.

For some destinations, a **fixed fare** is applied, which includes all surcharges. You can **download the updated price list** directly online.

[Download the updated price list](#)



Fixed Taxi Fares to/from Ciampino Airport

For some destinations, **fixed fares** apply, which include any additional charges:

- **Rome city center (within the Aurelian Walls): € 30.00**
- **Tiburtina Station: € 35.00**
- **Ostiense Station: € 30.00**

Journeys starting or ending within the **Grande Raccordo Anulare (ring road)** and traveling to or from the airport must not exceed € 80.00.

For all other destinations not covered by fixed fares, a **minimum fare** of **€ 35.00** applies.

- Advance booking is recommended, specifying the need for a vehicle equipped with a ramp and space for a wheelchair.
- **Fixed fare** for official taxis: **€ 40.00** for the route from Ciampino Airport to Rome city centre; **additional charges may apply** if a specially equipped vehicle is requested.



Accessibility at the Basilica of Saint Paul Outside the Walls:

- The entrance features a clearly marked ramp for visitors with reduced mobility.
- Both the central nave and side aisles are fully accessible by wheelchair.
- The papal altar and presbytery can be viewed from accessible areas.
- The medieval cloister is open to visitors and offers step-free access.

Note: There is no tactile paving (LOGES) outside the Basilica; however, a tactile map is available for orientation.





Tickets and Access

- **Entry to the Basilica is free of charge.** Some areas, such as the **cloister and the Basilica Museum**, may require a ticket. **Free or reduced admission may be available for visitors with disabilities**, often extended to accompanying people, this should be confirmed on site.
- Visitors must present valid documentation to prove eligibility for free or reduced entry at the entrance.



ACCESSIBLE GUIDES



Scan the QR code
to consult the guide!

Published by:

Anffas Nazionale APS

Via Latina, 20 - 00179 Roma (RM)

Tel. +39 06 3611524 - 06 3212391

nazionale@anffas.net - www.anffas.net

Within the project: "For All. Rome, a city accessible to everyone".

This guide is also available in digital format on the FISH website.



Tel. +39 06 78851262
presidenza@fishets.it
fishets.it