




*For All*  
*Rome, a city accessible to everyone*

# ROMA CIAMPINO - BASILICA OF SAINT JOHN LATERAN

## ACCESSIBLE GUIDE



con il contributo del Fondo Carta Etica



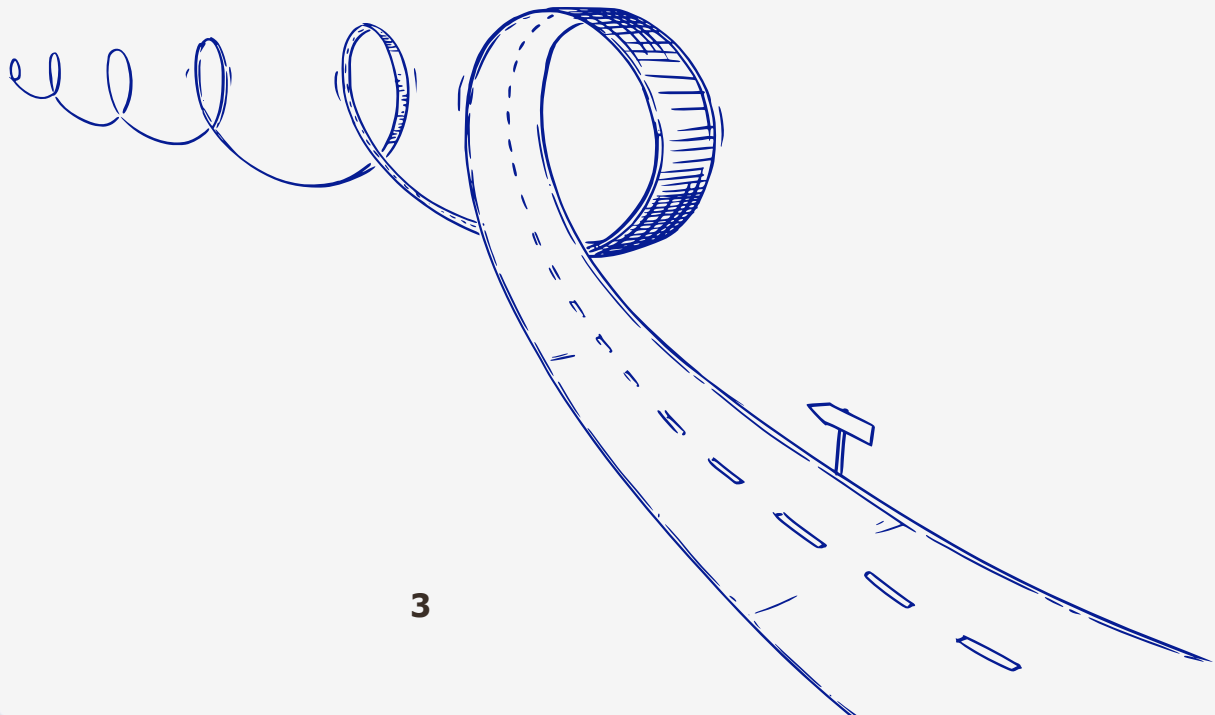



# From Ciampino Airport...

## ... to the **BASILICA OF SAINT JOHN LATERAN**


Reaching the heart of Rome from Ciampino Airport is the first step toward discovering the rich, centuries-old heritage of the Eternal City. This guide provides clear, practical, and up-to-date information on how to reach the Basilica of Saint John Lateran—the Cathedral of Rome and the official seat of the Pope—in a way that is safe, accessible, and suitable for all visitors.

There are several ways to make this journey, each offering different advantages in terms of travel time, comfort, and accessibility.






**Option 1:** Take the **Ciampino AirLink service** from the airport to **Ciampino Station**, then continue by regional train to **Roma Termini Station**, Rome’s main railway hub. From there, you can take **Metro Line A** in the direction of “**Anagnina**” and easily continue toward the Basilica.



**Option 2:** Use direct transport options such as private transfers, accessible taxis, or dedicated shuttle services—particularly suitable for those who prefer, or require, minimal transfers.

**Note:** The number of accessible vehicles is limited, so advance booking is strongly recommended.



This guide will help you choose the most suitable route based on your needs, providing detailed information on:

- Transport accessibility
- Assistance services available at the airport and stations
- Architectural barriers along the route
- Travel times and recommended options for passengers with disabilities

Whatever option you choose, the goal remains the same: to reach the **Basilica of Saint John Lateran** comfortably, safely, and with ease—so you can begin your visit to Rome in the best possible way.




## **OPTION 1:**

### **SHUTTLE + REGIONAL TRAIN + METRO LINE A**

Ciampino Airport is equipped with LOGES tactile paving and a tactile map, as well as clear visual signage and display screens. However, there are no audio announcements or visual emergency alerts. Exit ramps with handrails are available, while moving walkways and lifting platforms are not provided.

A free **PRM (Passengers with Reduced Mobility) assistance service** is available at the airport and can be booked either through your airline or directly with Aeroporti di Roma.



## **Shuttle**

**The Airlink shuttle departs just outside the Arrivals area (clearly signposted) and connects the airport with Ciampino railway station.**

The shuttle runs non-stop and reaches the station in approximately 10 minutes. The route to the shuttle is generally smooth and easy to navigate, with clear signage and a ramped crossing; however, tactile paving (LOGES) is only present along the initial section.

The ticket includes the regional train to Roma Termini.

The shuttle is equipped with a boarding ramp and offers a designated space for securing a wheelchair.

## **Ciampino Station**

**From here, take a regional train toward Roma Termini.**

- Trains run frequently (every 12–20 minutes), and the journey takes around 15 minutes.
- The station provides partial tactile paving (LOGES), visual signage, accessible gates, and step-free access via ramps and elevators to the platforms. However, there is no tactile map and no visual display for audio announcements.

## Metro Line A

From Termini Station, take Metro Line A toward “**Anagnina**” and get off at “**San Giovanni**”.

Termini Station is well equipped with clear signage, full tactile paving (LOGES), a tactile map, and both visual and audio guidance systems.

Movement between different levels of the station is possible by:

- Using the station’s stairlift with your wheelchair
- Using moving walkways, accessible turnstiles, and elevators

**Note:** Handrails are not available in some station corridors.



From San Giovanni Station, follow the main exit "**Piazza San Giovanni in Laterano**". The Basilica overlooks the square and is approximately **200 meters** away.

San Giovanni Station includes a tactile map, visual signage, accessible turnstiles, partial LOGES paths, and elevators.

**Note:** Handrails are not present in the station corridors.

To reach the Basilica's side entrance, use the clearly marked pedestrian crossings equipped with ramps and tactile paving.

**Note:** Along the pedestrian route, tactile and acoustic guidance is only partially available. LOGES paths are absent, and not all crossings are equipped with acoustic traffic signals or visual indicators.



## OPTION 2: TAXI

**Taxi services** are available outside the **Arrivals Terminal** at Ciampino Airport and they can take you directly to your destination.

Fares are set by the Municipality of Rome and the Municipality of Ciampino but may change without prior notice. It is advisable to check the official website [romamobilita.it](http://romamobilita.it) for the latest updates.

Licensed taxis are easy to identify: they are white vehicles with a "TAXI" sign on the roof and a visible license number displayed on the doors, rear, and inside the vehicle.

**Note:** Not all taxis are accessible. To ensure availability, it is recommended to book in advance and request a specially equipped vehicle.

For some destinations, a **fixed fare** is applied, which includes all surcharges. You can **download the updated price list** directly online.

[Download the updated price list](#)

Arrival is typically at the square in front of the Basilica. The drop-off area is accessible, with a smooth ramp and a spacious security checkpoint area free of significant level changes.



## Fixed Taxi Fares to/from Ciampino Airport

For some destinations, **fixed fares** apply, which include any additional charges:

- **Rome city center (within the Aurelian Walls): € 30.00**
- **Tiburtina Station: € 35.00**
- **Ostiense Station: € 30.00**

Journeys starting or ending within the **Grande Raccordo Anulare (ring road)** and traveling to or from the airport must not exceed **€ 80.00**.

For all other destinations not covered by fixed fares, a **minimum fare** of **€ 35.00** applies.

- Advance booking is recommended, specifying the need for a vehicle equipped with a ramp and space for a wheelchair.
- **Fixed fare** for official taxis: **€ 40.00** for the route from Ciampino Airport to Rome city centre; **additional charges may apply** if a specially equipped vehicle is requested.

### **Accessibility at the Basilica of Saint John Lateran:**

- The main entrance is equipped with an access ramp; there are internal ramps, three lifting platforms on the main portico, and an internal platform providing access to the transept.
- The Holy Door is equipped with a dedicated ramp.

**Note:** The Basilica features uneven flooring. LOGES paths and tactile maps are not available.





## Tickets and Access

- **Entry to the Basilica is free of charge. The Lateran Palace offers free admission for visitors with a disability rating of 74% or higher, including one accompanying person.**
- Visitors must present valid documentation to prove eligibility for free admission at the entrance.



# ACCESSIBLE GUIDES



Scan the QR code  
to consult the guide!

Published by:

**Anffas Nazionale APS**

Via Latina, 20 - 00179 Roma (RM)

Tel. +39 06 3611524 - 06 3212391

nazionale@anffas.net - [www.anffas.net](http://www.anffas.net)

Within the project: "For All. Rome, a city accessible to everyone".

This guide is also available in digital format on the FISH website.





Tel. +39 06 78851262  
[presidenza@fishets.it](mailto:presidenza@fishets.it)  
[fishets.it](http://fishets.it)