



*For All*  
*Rome, a city accessible to everyone*

# ROMA CIAMPINO - CAMPIDOGGIO, THEATRE OF MARCELLUS AND TIBER ISLAND

## ACCESSIBLE GUIDE



con il contributo del Fondo Carta Etica



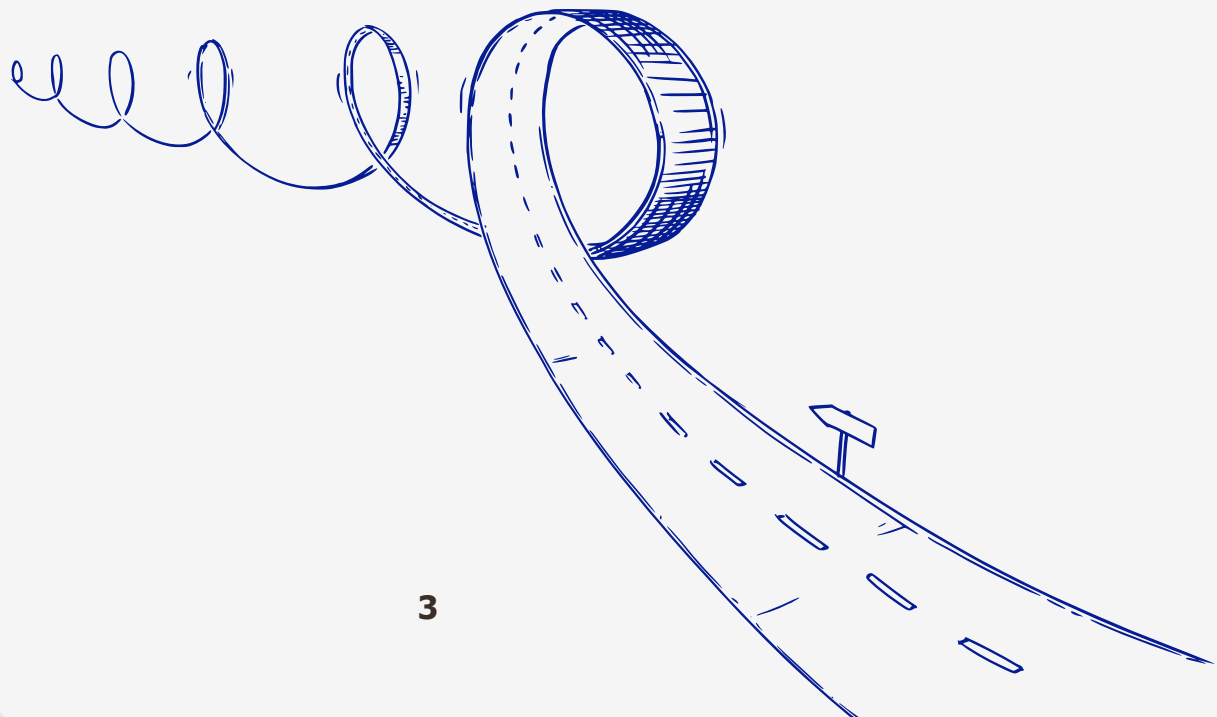



# From Ciampino Airport...

## ... to **CAMPIDOGLIO**, the **THEATRE OF MARCELLUS** and **TIBER ISLAND**


Reaching the heart of Rome from Ciampino Airport is simple and quick. This guide provides clear, practical, and up-to-date information on how to reach Capitoline Hill (Campidoglio), the Theatre of Marcellus, and Tiber Island, in a way that is safe, accessible, and suitable for all visitors.

There are several ways to make this journey, each offering different advantages in terms of travel time, comfort, and accessibility.






**Option 1:** Take the **Ciampino AirLink** service from the airport to Ciampino Station, then continue by regional train to **Roma Termini Station**, Rome’s main railway hub. From there, you can continue toward the Campidoglio by using bus lines equipped with ramps and dedicated spaces.



**Option 2:** Use direct transport options such as private transfers, accessible taxis, or dedicated shuttle services—particularly suitable for those who prefer, or require, minimal transfers.


**Note:** The number of accessible vehicles is limited, so advance booking is strongly recommended.



This guide will help you choose the most suitable route based on your needs, providing detailed information on:


- Transport accessibility
- Assistance services available at the airport and stations
- Architectural barriers along the route
- Travel times and recommended options for passengers with disabilities

Whatever option you choose, the goal remains the same: to reach **Campidoglio**, the **Theatre of Marcellus**, and **Tiber Island** comfortably, safely, and with ease—so you can begin your visit to Rome in the best possible way.



## **OPTION 1: SHUTTLE + REGIONAL TRAIN + BUS**

Ciampino Airport is equipped with LOGES tactile paving and a tactile map, as well as clear visual signage and display screens. However, there are no audio announcements or visual emergency alerts. Exit ramps with handrails are available, while moving walkways and lifting platforms are not provided. A free **PRM (Passengers with Reduced Mobility) assistance service** is available at the airport and can be booked either through your airline or directly with Aeroporti di Roma.



## **Shuttle**

**The Airlink shuttle departs just outside the Arrivals area (clearly signposted) and connects the airport with Ciampino railway station.**

The shuttle runs non-stop and reaches the station in approximately 10 minutes.

The route to the shuttle is generally smooth and easy to navigate, with clear signage and a ramped crossing; however, tactile paving (LOGES) is only present along the initial section.

The ticket includes the regional train to Roma Termini.

The shuttle is equipped with a boarding ramp and offers a designated space for securing a wheelchair.

## **Ciampino Station**

**From here, take a regional train toward Roma Termini.**

- Trains run frequently (every 12–20 minutes), and the journey takes around 15 minutes.
- The station provides partial tactile paving (LOGES), visual signage, accessible gates, and step-free access via ramps and elevators to the platforms. However, there is no tactile map and no visual display for audio announcements.

From Roma Termini Station, proceed to the Piazza dei Cinquecento exit, where the bus stops are located.

Roma Termini Station is equipped with clear signage, full tactile paving (LOGES), a tactile map, and both visual and audio guidance systems.

You can move between the different levels of the station by:

- Using the station's stairlift with your wheelchair
- Using moving walkways, accessible turnstiles, and elevators

**Note:** Handrails are not available in some station corridors.

To reach Campidoglio, take bus **line H (Termini – Dei Capasso)** or alternatively **line 170 (Termini – Agricoltura)**.

The route to the bus stops is direct and easy to follow, with clear signage, smooth flooring, and step-free access.

Both lines operate accessible buses equipped with manually operated ramps and designated spaces for wheelchairs.

The journey to the **Ara Coeli / Piazza Venezia** stop takes approximately **25 minutes**.

Buses are equipped with audio announcements and stop displays.

## Walking route to Campidoglio

- From the **Ara Coeli / Piazza Venezia stop**, head toward the fountain in **Piazza d'Aracoeli** and follow a flat route to the crossing on **Via di San Venanzio**, which is not traffic-light controlled but marked with pedestrian crossings.
- After crossing, continue along continuous sidewalks without steps, with ramps available to reach the pedestrian area of **Via del Teatro di Marcello**.
- At the base of the Capitoline Hill, the space narrows as you enter **Via delle Tre Pile**, an uphill street leading to **Piazza del Campidoglio**. The route is continuous but features cobblestone paving and a steady incline.
- The route is step-free and equipped with ramps; however, there are crossings without traffic lights, narrow sections, and stretches with slopes and cobblestones.



## Panoramic viewpoint over the Roman Forum

- From **Piazza del Campidoglio**, cross the central space. Entry and exit points are marked by bollards connected by chains, with side passages wide enough for wheelchairs.
- After about **30 meters**, you reach the **panoramic viewpoint**: an open, level area that allows easy access to the parapet.
- The route is step-free and provides an accessible viewpoint, though there are no tactile safety features or dedicated signage.



## Walking route to the Theatre of Marcellus

- From Piazza del Campidoglio, take **Via delle Tre Pile downhill**. The route is continuous and step-free but features cobblestones, a steady slope, and some curves.
- At the intersection with **Via del Teatro di Marcello**, turn left and continue for about 150 meters. The route is flat and leads to a crossing with a ramp but no traffic light.
- Turn right to reach the entrance of the Theatre.

## Walking route to Tiber Island

- The archaeological area includes a cobbled ramp leading to **Largo 16 Ottobre 1943**, from where you can continue toward **Via del Portico d'Ottavia**.
- Proceed along a short stretch of roadway with cobblestones shared with parked vehicles.
- Continue to the pedestrian crossing at **Piazza Gerusalemme**, which is traffic-light controlled and equipped with a suitable ramp.
- Proceed toward **Lungotevere dei Pierleoni** and continue to **Ponte Fabricio**. The bridge is accessible but features cobblestones and two fixed barriers that narrow the passage.
- Take **Via di Ponte Quattro Capi** to reach **Piazza San Bartolomeo all'Isola**.

## OPTION 2: TAXI

Taxi services are available outside the Arrivals Terminal at **Ciampino Airport** and can take you directly to your destination.

**Fares** are set by the Municipality of Rome and the Municipality of Ciampino but may change without prior notice. It is advisable to check the official website [romamobilita.it](http://romamobilita.it) for the latest updates.

Licensed taxis are easy to identify: they are white vehicles with a "TAXI" sign on the roof and a visible license number displayed on the doors, rear, and inside the vehicle.

**Note:** Not all taxis are accessible. To ensure availability, it is recommended to book in advance and request a specially equipped vehicle.

For some destinations, a fixed fare is applied, which includes all surcharges.

You can download the updated price list directly online. [Download the updated price list](#)



## Fixed Taxi Fares to/from Ciampino Airport

For some destinations, **fixed fares** apply, which include any additional charges:

- **Rome city center (within the Aurelian Walls): € 30.00**
- **Tiburtina Station: € 35.00**
- **Ostiense Station: € 30.00**

Journeys starting or ending within the **Grande Raccordo Anulare (ring road)** and traveling to or from the airport must not exceed **€ 80.00**.

For all other destinations not covered by **fixed fares**, a minimum fare of **€ 35.00** applies.

- **Advance booking is recommended, specifying the need for a vehicle equipped with a ramp and space for a wheelchair.**
- **Fixed fare** for official taxis: **€ 40.00** for the route from Ciampino Airport to Rome city centre; **additional charges may apply** if a specially equipped vehicle is requested.



### **Accessibility at Piazza del Campidoglio:**

- The access route is continuous and step-free
- Ramps are available at key crossing points
- The square is largely accessible by wheelchair, with open and navigable spaces
- The panoramic viewpoint over the Roman Forum is barrier-free

**Note:** Cobblestone paving and the constant incline of access routes may be challenging for some users.



### **Tickets and Access:**

Access to Piazza del Campidoglio and the panoramic viewpoint is free.

### **Accessibility at the Theatre of Marcellus (external area):**

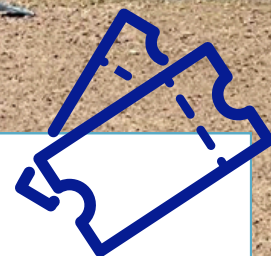
- The Theatre of Marcellus is an open-air monument, accessible without physical barriers
- External routes are step-free and allow close access to the monument
- Ramps are available at main crossings

**Note:** Some surfaces are uneven, and temporary obstacles (bicycles, crowds, bus stops) may be present. Some crossings are not traffic-light controlled.

### **Tickets and Access:**

The external area of the Theatre of Marcellus is freely accessible.

Any visits to interior spaces or special events may require a ticket.



### **Accessibility at Tiber Island – San Bartolomeo:**

- Tiber Island can be reached via Ponte Fabricio, which is accessible by wheelchair
- The route is continuous and step-free, with ramps at key points
- Piazza San Bartolomeo is accessible and allows for stopping and maneuvering

**Note:** Cobblestones, narrowing due to barriers and chains, and irregularly parked vehicles may temporarily reduce available space.

### **Tickets and Access:**

Access to Tiber Island and Piazza San Bartolomeo is free.

The Basilica of San Bartolomeo all'Isola is free to enter, subject to opening hours and religious services.





# ACCESSIBLE GUIDES



Scan the QR code  
to consult the guide!

Published by:

**Anffas Nazionale APS**

Via Latina, 20 - 00179 Roma (RM)

Tel. +39 06 3611524 - 06 3212391

nazionale@anffas.net - [www.anffas.net](http://www.anffas.net)

Within the project: "For All. Rome, a city accessible to everyone".

This guide is also available in digital format on the FISH website.





Tel. +39 06 78851262  
presidenza@fishets.it  
[fishets.it](http://fishets.it)